

Portfolio Summary as on 31 Jan 2024
Scheme Names

Portfolio Details		HSBC Short Duration Fund	HSBC Dynamic Bond Fund	HSBC Medium to Long Duration Fund	HSBC Corporate Bond Fund	HSBC Low Duration Fund	HSBC Money Market Fund	HSBC Credit Risk Fund	HSBC Overnight Fund	HSBC Liquid Fund	HSBC Medium Duration Fund	HSBC Banking and PSU Debt Fund	HSBC Gilt Fund	HSBC Ultra Short Duration Fund	HSBC CRL IBX 50 50 GI SDL Ap28 Indx Fund	CRISIL JUNE 2027 INDEX
	Average Maturity(Months)** (As on JAN 31, 2024)	36.34	112.84	103.84	58.3	18.75	3.73	31.91	0.06	1	72.44	25.91	131.51	4.9	47.36	39.13
	Modified Duration(Months) (As on JAN 31, 2024)	30.86	76.74	71.19	46.16	9.65	3.46	21.05	0.06	0.93	45.38	22.62	87.18	4.54	39.79	33.94
	Sovereign, AAA, & P1+ and/or equivalent/TREPS Overnight	100.00%	100.00%	100.00%	100.00%	91.04%	100.00%	45.17%	100.00%	100.00%	79.85%	100.00%	100.00%	100.00%	100.00%	100.00%
	AA+ & AA , and/or equivalent	0.00%	0.00%	0.00%	0.00%	8.96%	0.00%	54.83%	0.00%	0.00%	20.15%	0.00%	0.00%	0.00%	0.00%	0.00%
	AA- and Below	0.00%	0.00%	0.00%	0.00%	0.00%	0.00%	0.00%	0.00%	0.00%	0.00%	0.00%	0.00%	0.00%	0.00%	0.00%
	Unrated papers	0.00%	0.00%	0.00%	0.00%	0.00%	0.00%	0.00%	0.00%	0.00%	0.00%	0.00%	0.00%	0.00%	0.00%	0.00%
	Unrated BRDS***	0.00%	0.00%	0.00%	0.00%	0.00%	0.00%	0.00%	0.00%	0.00%	0.00%	0.00%	0.00%	0.00%	0.00%	0.00%
	Fixed Deposits	0.00%	0.00%	0.00%	0.00%	0.00%	0.00%	0.00%	0.00%	0.00%	0.00%	0.00%	0.00%	0.00%	0.00%	0.00%
	Cash, TREPS & Repo	1.19%	1.47%	7.28%	1.24%	3.09%	15.21%	1.46%	95.23%	7.31%	3.31%	1.65%	3.67%	2.41%	1.48%	0.91%
	Overnight Maturity [§]	0.00%	0.00%	0.00%	0.00%	0.00%	0.00%	0.00%	0.00%	0.00%	0.00%	0.00%	0.00%	0.00%	0.00%	0.00%
	Net Current Assets	2.25%	2.30%	0.94%	2.57%	-1.90%	-8.67%	3.25%	0.27%	-0.55%	2.57%	1.38%	0.65%	0.99%	2.34%	0.00%
	Bonds & NCDs	58.16%	33.01%	5.07%	78.55%	40.11%	0.00%	75.89%	0.00%	2.07%	33.11%	74.77%	0.00%	24.84%	0.00%	0.00%
	Securitized Debt	0.00%	0.00%	0.00%	0.00%	0.00%	0.00%	0.00%	0.00%	9.63%	0.00%	0.00%	0.00%	0.00%	0.00%	0.00%
	Fixed Deposits	0.00%	0.00%	0.00%	0.00%	0.00%	0.00%	0.00%	0.00%	0.00%	0.00%	0.00%	0.00%	0.00%	0.00%	0.00%
	Dated G-Secs	38.40%	63.22%	86.73%	17.64%	14.25%	0.00%	19.40%	0.00%	48.64%	21.01%	96.21%	7.59%	97.53%	96.75%	96.75%
	Money Market Assets & T-Bills	0.00%	0.00%	0.00%	0.00%	44.45%	93.46%	0.00%	4.51%	90.35%	5.86%	0.00%	0.00%	63.25%	0.00%	0.00%
	Maturity **															
	Upto 30 days	3.44%	3.78%	8.20%	3.81%	1.19%	22.10%	6.47%	100.00%	59.81%	2.75%	4.21%	3.79%	11.65%	2.47%	3.25%
	More Than 30 days	96.56%	96.22%	91.80%	96.19%	98.81%	77.90%	93.53%	0.00%	40.19%	97.25%	95.79%	96.21%	88.35%	97.53%	96.75%
	Yield to Maturity (YTM) (As on JAN 31, 2024)	7.56%	7.46%	7.34%	7.56%	7.99%	7.59%	8.31%	6.75%	7.39%	8.04%	7.59%	7.41%	7.81%	7.35%	7.15%
	Exit Load [§]	Nil	Nil	Refer the Nil Section for Exit Load	Nil	Nil	Refer the Section for Exit Load	Refer the Nil Section for Exit Load	Nil	Nil	Nil	Nil	Nil	Nil	Nil	Nil
	Regular Plan [^]	0.75%	0.78%	1.92%	0.64%	0.64%	0.57%	1.68%	0.16%	0.22%	1.10%	0.61%	1.70%	0.48%	0.43%	0.45%
	Direct Plan [^]	0.27%	0.20%	0.69%	0.30%	0.25%	0.25%	0.86%	0.06%	0.12%	0.40%	0.23%	0.48%	0.22%	0.23%	0.17%
Month End Total Expenses ratios Annualized (As on JAN 31, 2024)		[^] Excludes GST on Management Fees of 0.03% on Direct Plan and 0.03% on Regular Plan of Total Net Assets	[^] Excludes GST on Management Fees of 0.02% on Direct Plan and 0.02% on Regular Plan of Total Net Assets	[^] Excludes GST on Management Fees of 0.10% on Direct Plan and 0.10% on Regular Plan of Total Net Assets	[^] Excludes GST on Management Fees of 0.04% on Direct Plan and 0.04% on Regular Plan of Total Net Assets	[^] Excludes GST on Management Fees of 0.03% on Direct Plan and 0.03% on Regular Plan of Total Net Assets	[^] Excludes GST on Management Fees of 0.03% on Direct Plan and 0.03% on Regular Plan of Total Net Assets	[^] Excludes GST on Management Fees of 0.12% on Direct Plan and 0.12% on Regular Plan of Total Net Assets	[^] Excludes GST on Management Fees of 0.00% on Direct Plan and 0.00% on Regular Plan of Total Net Assets	[^] Excludes GST on Management Fees of 0.00% on Direct Plan and 0.05% on Regular Plan of Total Net Assets	[^] Excludes GST on Management Fees of 0.03% on Direct Plan and 0.03% on Regular Plan of Total Net Assets	[^] Excludes GST on Management Fees of 0.06% on Direct Plan and 0.06% on Regular Plan of Total Net Assets	[^] Excludes GST on Management Fees of 0.03% on Direct Plan and 0.03% on Regular Plan of Total Net Assets	[^] Excludes GST on Management Fees of 0.03% on Direct Plan and 0.03% on Regular Plan of Total Net Assets	[^] Excludes GST on Management Fees of 0.02% on Direct Plan and 0.02% on Regular Plan of Total Net Assets	[^] Excludes GST on Management Fees of 0.02% on Direct Plan and 0.02% on Regular Plan of Total Net Assets
Product Labeling		For Product labeling refer Page No 2														









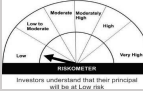






** Indicates interest reset months in case of floating rate instruments
*** BRDS with full recourse, hence bank risk
[§] Effective from March 1, 2013 for prospective investments.
^{§§} All instruments maturing on the next business day.
§ Exit Load shall be applicable on prospective basis if switched out / redeemed within 7 Calendar Days (Effective 20 Oct 2019)

Investor exit on (Calendar Day)	Day 1	Day 2	Day 3	Day 4	Day 5	Day 6	Day 7
Exit Load as a % of redemption proceeds	0.0070%	0.0065%	0.0060%	0.0055%	0.0050%	0.0045%	0.0000%

HSBC Corporate Bond Fund > If the amount sought to be redeemed or switched out on or before 3 months from the date of allotment - 0.5%
> If the amount sought to be redeemed or switched out is invested for a period of more than 3 months from the date of allotment - Nil

HSBC Credit Risk Fund >Units redeemed or switched out are upto 10% of the units purchased or switched in ("the limit") within 2 years from the date of allotment - Nil
> Units redeemed or switched out are over and above the limit within 1 year from the date of allotment -3%.
>Units redeemed or switched on or after 1 year upto 2 years, from the date of allotment -2%.
>Units redeemed or switched on or after 2 years from the date of allotment -Nil.

Scheme Names

	HSBC Short Duration Fund	HSBC Dynamic Bond Fund	HSBC Medium to Long Duration Fund	HSBC Corporate Bond Fund	HSBC Low Duration Fund	HSBC Money Market Fund	HSBC Credit Risk Fund	
	-Generation of regular returns over short term -Investment in fixed income securities of shorter term maturity.	-Generation of reasonable returns over medium to long term -Investment in fixed income securities	-Regular income over medium term -Investment in diversified portfolio of fixed income securities such that the Macaulay [*] duration of the portfolio is between 4 year to 7 years	-Generation of regular and stable income over medium to long term -Investment predominantly in AA+ and above rated corporate bonds and money market instruments	-Liquidity over short term -Investment in Debt / Money Market Instruments such that the Macaulay [*] duration of the portfolio is between 6 months to 12 months	-Generation of regular income over short to medium term -Investment in money market instruments	-Generation of regular returns and capital appreciation over medium to long term -Investment in debt instruments (including securitized debt), government and money market securities	
Product Labeling	This product is suitable for investors who are seeking*							
	 <p>Investors understand that their principal will be at Moderate risk.</p>	 <p>Investors understand that their principal will be at Moderate risk.</p>	 <p>Investors understand that their principal will be at Moderate risk.</p>	 <p>Investors understand that their principal will be at Moderate risk.</p>	 <p>Investors understand that their principal will be from Low to Moderate risk.</p>	 <p>Investors understand that their principal will be from Low to Moderate risk.</p>	 <p>Investors understand that their principal will be at Moderate risk.</p>	
	CRISIL JUNE 2027 INDEX	HSBC Overnight Fund	HSBC Liquid Fund	HSBC Medium Duration Fund	HSBC Banking and PSU Debt Fund	HSBC Gilt Fund	HSBC Ultra Short Duration Fund	HSBC CRL IBX 50 50 GI SDL Ap28 Index Fund
	- Income over target maturity period - CRISIL JUNE 2027 INDEX Z28Index – April 2028	- Income over short term and high liquidity - Investment in debt & money market instruments with overnight maturity	- Overnight liquidity over short term - Investment in Money Market Instruments	- Generation of income over medium term - Investment primarily in debt and money market securities	- Generation of reasonable returns and liquidity over short term - Investment predominantly in securities issued by Banks, Public Sector Undertakings and Public Financial Institutions and municipal corporations in India	- Generation of returns over medium to long term - Investment in Government Securities	- Income over short term with low volatility. - Investment in debt & money market instruments such that the Macaulay Duration of the portfolio is between 3 months- 6 months. [^]	- Income over target maturity period - Investment in constituents similar to the composition of CRISIL IBX 50:50 Gilt Plus SDL Index – April 2028
	 <p>Investors understand that their principal will be at Moderate risk.</p>	 <p>Investors understand that their principal will be at Low risk.</p>	 <p>Investors understand that their principal will be from Low to Moderate risk.</p>	 <p>Investors understand that their principal will be at Moderate risk.</p>	 <p>Investors understand that their principal will be at Moderate risk.</p>	 <p>Investors understand that their principal will be at Moderate risk.</p>	 <p>Investors understand that their principal will be from Low to Moderate risk.</p>	 <p>Investors understand that their principal will be at Moderate risk.</p>

^{*} Investors should consult their financial advisers if in doubt about whether the product is suitable for them. Disclaimer: © Copyright. HSBC Mutual Fund, ALL RIGHTS RESERVED.

HSBC Mutual Fund

The above information is for illustrative purpose only and it should not be considered as investment research, investment recommendation or advice to any reader of this content to buy or sell investments. Various index and their constituents and other companies discussed in this document are for illustrative purpose only for explaining the concepts stated in this presentation and it should not be considered as investment research, investment recommendation or advice to any reader of this content to buy or sell investments.

This document has been prepared by HSBC Asset Management (India) Private Limited (HSBC) for information purposes only with an intent to provide market overview and should not be construed as an offer or solicitation of an offer for purchase of any of the funds of HSBC Mutual Fund. All information contained in this document (including that sourced from third parties), is obtained from sources, which HSBC/ third party, believes to be reliable but which it has not been independently verified by HSBC/ the third party. Further, HSBC/ the third party makes no guarantee, representation or warranty and accepts no responsibility or liability as to the accuracy or completeness of such information. The information and opinions contained within the document are based upon publicly available information and rates of taxation applicable at the time of publication, which are subject to change from time to time. Expressions of opinion are those of HSBC only and are subject to change without any prior intimation or notice. It does not have regard to specific investment objectives, financial situation and the particular needs of any specific person who may receive this document. Investors should seek financial advice regarding the appropriateness of investing in any securities or investment strategies that may have been discussed or recommended in this report and should understand that the views regarding future prospects may or may not be realized. Neither this document nor the units of HSBC Mutual Fund have been registered in any jurisdiction. The distribution of this document in certain jurisdictions may be restricted or totally prohibited and accordingly, persons who come into possession of this document are required to inform themselves about, and to observe, any such restrictions.

This document is intended only for those who access it from within India and approved for distribution in Indian jurisdiction only. Distribution of this document to anyone (including investors, prospective investors or distributors) who are located outside India or foreign nationals residing in India, is strictly prohibited. Neither this document nor the units of HSBC Mutual Fund have been registered under Securities law/Regulations in any foreign jurisdiction. The distribution of this document in certain jurisdictions may be unlawful or restricted or totally prohibited and accordingly, persons who come into possession of this document are required to inform themselves about, and to observe, any such restrictions. If any person chooses to access this document from a jurisdiction other than India, then such person do so at his/her own risk and HSBC and its group companies will not be liable for any breach of local law or regulation that such person commits as a result of doing so.

Mutual Fund investments are subject to market risks, read all scheme related documents carefully.

© Copyright. HSBC Mutual Fund. ALL RIGHTS RESERVED.

HSBC Mutual Fund, 9-11 Floors, NESCO IT Park, Building no. 3, Western Express Highway, Goregaon (East), Mumbai – 400 063, India. Email: investor.line@hsmutualfunds.hsb.co.in | Website: www.assetmanagement.hsb.co.in

^{*}Please note that the above risk-o-meter is as per the product labelling of the scheme available as on the date of this communication/ disclosure. As per SEBI circular dated October 05, 2020 on product labelling (as amended from time to time), risk-o-meter will be calculated on a monthly basis based on the risk value of the scheme portfolio based on the methodology specified by SEBI in the above stated circular. The AMC shall disclose the risk-o-meter along with portfolio disclosure for all their schemes on their respective website and on AMFI website within 10 days from the close of each month. Any change in risk-o-meter shall be communicated by way of Notice cum Addendum and by way of an e-mail or SMS to unitholders of that particular scheme."

Mutual Fund investments are subject to market risks, read all scheme related documents carefully.