

## Product Note

### HSBC Medium Duration Fund (HMDF)

(An open ended medium term debt scheme investing in instruments such that the Macaulay duration of the portfolio is between 3 years to 4 years (please refer to page no. 12 in the SID for details on Macaulay's Duration). Relatively high interest rate risk and moderate credit risk.)

December 2024

Fund Category	Fund Manager	Benchmark <sup>1, 2</sup>	Inception Date	AUM <sup>3</sup> &
Medium Duration Fund	Shriram Ramanathan and Kapil Lal Punjabi	NIFTY Medium Duration Debt Index A-III	2 Feb 2015	Rs. 841.36 Cr

Quantitative Data		Minimum Investment		
Average Maturity	5.74 Years	Lumpsum ` 5,000	SIP ` 500	Additional Purchase s` 1,000
Modified Duration	3.81 Years			
Macaulay Duration <sup>^</sup>	3.98 Years			
Yield to Maturity	7.75%			

### Why HSBC Medium Duration Fund?

- Aims to create alpha by identifying pockets of value propositions, vis-à-vis yield curve steepness, attractive carry opportunities, elevated credit spreads, etc.
- Rigorous credit selection process to ensure good portfolio quality
- Aim to demonstrate ability to strategically manage Duration in periods of volatile interest rates
- With interest rates consolidating at a higher level, a strategy combining a prudent mix of strategic Duration calls and Accrual product is well suited for investors with 3 year horizon

### Fund Approach

- Aims at delivering yield pick up through judicious exposure to high quality/relatively less liquid space, while keeping adequate liquidity
- Around 75%-80% of the portfolio in AAA or equivalent securities; Nil exposure to AA- and below rated names
- Almost 40-45% of portfolio exposure to Cash, G-Sec and AAA PSUs; ability to opportunistically evaluate deals with good yield pick up given the high proportion of G-Sec in the portfolio
- Strategic duration management in an Accrual product

Entry Load\*: Not Applicable, Exit Load: NIL, No entry load will be charged to the investor.  
Month End Total Expenses Ratios (Annualized)<sup>4</sup> – Regular<sup>5</sup>: 1.10%, Direct: 0.40%

<sup>1</sup> As per clause 1.9 of the SEBI Master Circular dated June 27, 2024, on 'Guiding Principles for bringing uniformity in Benchmarks of Mutual Fund Schemes' has introduced two-tiered structure for benchmarking of certain categories of schemes. Accordingly, the benchmark has been classified as Tier 1 benchmark effective from 01 December 2021. <sup>2</sup> Fund's benchmark has changed with effect from May 01, 2024.

<sup>3</sup> AUM is as on 30 November 2024

<sup>4</sup> TER Annualized TER including GST on Investment Management Fees

<sup>5</sup> Continuing plans

&For disclosure of quarterly AUM/AAUM and AUM by geography, please visit our website: <https://www.assetmanagement.hsbc.co.in/en/mutual-funds/investor-resources/information-library/#&accordion1446811090=4>

<sup>^</sup>The Macaulay duration is the weighted average term to maturity of the cash flows from a bond. The weight of each cash flow is determined by dividing the present value of the cash flow by the price.

Note: The sector(s)/stock(s)/issuer(s) mentioned in this document do not constitute any research report nor it should be considered as an investment research, investment recommendation or advice to any reader of this content to buy or sell any stocks / investments. The Fund/portfolio may or may not have any existing / future position in these sector(s)/stock(s)/issuer(s).

Source – HSBC Mutual Fund, Data as of 30 November 2024. Past performance may or may not be sustained in the future and is not indicative of future results.

## Portfolio

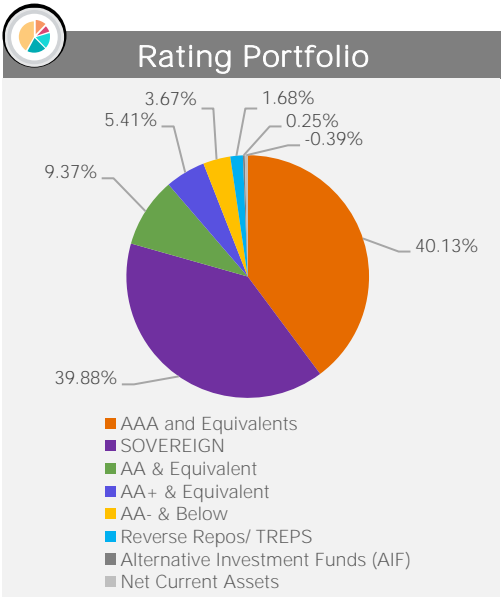
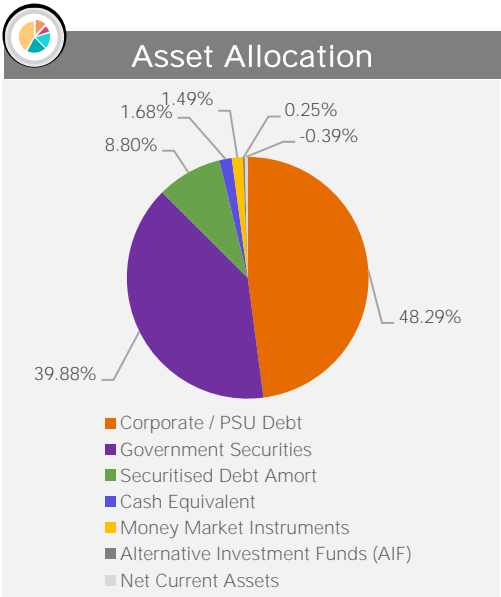
Issuer	Rating	% to Net Assets
<b>Corporate Bonds / Debentures</b>		<b>48.29%</b>
Rec Limited	CRISIL AAA	6.32%
Indian Railway Finance Corporation Limited	CRISIL AAA	6.22%
Small Industries Development Bank of India	CRISIL AAA	6.03%
Shriram Finance Limited	CRISIL AA+	3.77%
Delhi International Airport Limited	ICRA AA-	3.67%
Power Finance Corporation Limited	CRISIL AAA	3.17%
National Bank for Agriculture & Rural Development	ICRA AAA	3.10%
Aditya Birla Renewables Limited	CRISIL AA	3.04%
ONGC Petro Additions Limited (Letter of comfort from Oil & Natural Gas Corporation Limited)	ICRA AAA (CE)	2.59%
Aadhar Housing Finance Limited	IND AA	2.49%
Oriental Nagpur Betul Highway Limited (Nhai Annuity Receivables)	CRISIL AAA	2.41%
Jm Financial Services Limited	CRISIL AA	2.38%
Patel Knr Heavy Infrastructures Limited (Nhai Annuity Receivables)	CARE AA+	1.64%
Phoenix ARC Limited (Kotak Group Entity)	CRISIL AA	1.46%
<b>Money Market Instruments</b>		
<b>Commercial Paper</b>		<b>1.49%</b>
IndoStar Capital Finance Limited	CRISIL A1+	1.49%
<b>Securitised Debt Amort</b>		<b>8.80%</b>
Dhruva XXIV	ICRA AAA(SO)	3.14%
Vajra 011 Trust	ICRA AAA(SO)	2.96%
First Business Receivables Trust ( Backed by receivables from Reliance Industries, Reliance Retail, Reliance Jio)	CRISIL AAA(SO)	1.65%
Sansar Trust IX (PTC of pools from Shriram Finance Limited)	ICRA AAA(SO)	1.05%
<b>Government Securities</b>		<b>39.88%</b>
7.32% GOI BOND 13NOV2030	SOVEREIGN	12.25%
6.79% GOI 07OCT2034	SOVEREIGN	10.83%
7.18% GOI 24-Jul-2037	SOVEREIGN	3.75%
7.04% GOI 03JUN29	SOVEREIGN	3.11%
7.18% GOI 14AUG2033	SOVEREIGN	2.48%
7.34% GOI 22APR2064	SOVEREIGN	1.87%
7.23% GOI 15APR2039	SOVEREIGN	1.86%
7.10% GOI 08-Apr-2034	SOVEREIGN	1.84%
7.30% GOI 19JUN53	SOVEREIGN	1.27%
7.26% GOI 06FEB33	SOVEREIGN	0.62%
<b>Alternative Investment Funds (AIF)</b>		<b>0.25%</b>
CDMDF CLASS A2	AIF	0.25%
<b>Cash Equivalent</b>		<b>1.29%</b>
<b>TREPS*</b>		<b>1.68%</b>
<b>Net Current Assets</b>		<b>-0.39%</b>
<b>Total Net Assets as on 30-November-2024</b>		<b>100.00%</b>

\*TREPS : Tri-Party Repo

Source: HSBC Mutual Fund, data as on 30 November 2024

Note : Please refer to Scheme Information Document for more details on Asset Allocation of the scheme.

PUBLIC





Fund Manager - Shriram Ramanathan Effective 02 Feb 2015. Total Schemes Managed - 11  
 Fund Manager - Kapil Lal Punjabi Effective 26 Nov 2022. Total Schemes Managed - 17

Lump Sum Investment Performance									Inception Date
Fund / Benchmark (Value of Rs 10,000 invested)	1 Year		3 Years		5 Years		Since Inception		
	Amount in `	Returns %	Amount in `	Returns %	Amount in `	Returns %	Amount in `	Returns %	
HSBC Medium Duration Fund - Regular Plan~~	10849	8.49	11817	5.72	13578	6.30	19388	6.97	02-Feb-15
Scheme Benchmark (NIFTY Medium Duration Debt Index A-III)	10851	8.51	11728	5.46	13797	6.64	NA	NA	
Additional Benchmark (CRISIL 10 year Gilt Index)	11039	10.39	11762	5.56	13059	5.48	18525	6.47	

Past performance may or may not be sustained in the future and is not indicative of future results. The performance details provided herein are of Regular Plan - Growth Option. Returns on ₹10,000 are point-to-point returns for the specific time period, invested at the start of the period. The returns for the respective periods are provided as on last available NAV of November 2024 for the respective schemes. Returns for 1 year and above are Compounded Annualized. Returns for less than 1 year is Simple Annualized. Load is not taken into consideration for computation of performance. Different plans shall have a different expense structure. The expenses of the Direct Plan under the Scheme will be lower to the extent of the distribution expenses / commission charged to the Regular Plan. As per clause 5.9.1 of the SEBI Master Circular dated June 27, 2024, the scheme returns vis-à-vis the benchmark return (Total Return Index) shall be disclosed are provided from the date of allotment of units. Post merger performance of the surviving scheme, arising out of merger of schemes with similar features, is computed as per the provisions of clause 13.4 of the SEBI Master Circular dated June 27, 2024, on Disclosure of Performance of Schemes post-merger using the weighted average performance of both transferor and transferee schemes. In other cases, performance is computed using the Applicable NAV of the surviving/continuing schemes. ~ ~ Face value Rs 10 Returns for Debt schemes has been calculated as on last business day NAV provided as on 30 November 2024.

Source: HSBC Mutual Fund, data as on 30 November 2024  
[Click here](#) to check other funds performance managed by the Fund Manager  
 Note : Please refer to Scheme Information Document for more details on Asset Allocation of the scheme.

Product Label

Scheme name and Type of scheme	Scheme Risk-o-meter	Benchmark Risk-o-meter (as applicable)
<p><b>HSBC Medium Duration Fund</b></p> <p>(An open ended medium term debt scheme investing in instruments such that the Macaulay duration of the portfolio is between 3 years to 4 years (please refer to page no. 12 in the SID for details on Macaulay's Duration). Relatively high interest rate risk and moderate credit risk.)</p> <p><b>This product is suitable for Investors who are seeking*:</b></p> <ul style="list-style-type: none"><li>• Generation of income over medium term</li><li>• Investment primarily in debt and money market securities</li></ul>		<p><b>Tier 1 Benchmark Index: NIFTY Medium Duration Debt Index A-III</b></p> 

\* Investors should consult their financial advisers if in doubt about whether the product is suitable for them.

**Note on Risk-o-meters:** Riskometer is as on 30 November 2024, Any change in risk-o-meter shall be communicated by way of Notice cum Addendum and by way of an e-mail or SMS to unitholders of that particular scheme

Potential Risk Class (HSBC Medium Duration Fund)			
Credit Risk →	Relatively Low (Class A)	Moderate (Class B)	Relatively High (Class C)
Interest Rate Risk ↓			
Relatively Low (Class I)			
Moderate (Class II)			
Relatively High (Class III)		B-III	
A Scheme with Relatively High interest rate risk and Moderate credit risk.			

Potential Risk Class (‘PRC’) matrix indicates the maximum interest rate risk (measured by Macaulay Duration of the scheme) and maximum credit risk (measured by Credit Risk Value of the scheme) the fund manager can take in the scheme. PRC matrix classification is done in accordance with and subject to the methodology/guidelines prescribed by SEBI to help investors take informed decision based on the maximum interest rate risk and maximum credit risk the fund manager can take in the scheme, as depicted in the PRC matrix.

Past performance may or may not be sustained in the future and is not indicative of future results. Source: HSBC Mutual Fund, data as on 30 November 2024

Investors are requested to note that as per SEBI (Mutual Funds) Regulations, 1996 and guidelines issued thereunder, HSBC AMC, its employees and/or empaneled distributors/agents are forbidden from guaranteeing/promising/assuring/predicting any returns or future performances of the schemes of HSBC Mutual Fund. Hence please do not rely upon any such statements/commitments. If you come across any such practices, please register a complaint via email at [investor.line@mutualfunds.hsbc.co.in](mailto:investor.line@mutualfunds.hsbc.co.in).

Disclaimer: This document has been prepared by HSBC Mutual Fund for information purposes only and should not be construed as i) an offer or recommendation to buy or sell securities, commodities, currencies or other investments referred to herein; or ii) an offer to sell or a solicitation or an offer for purchase of any of the funds of HSBC Mutual Fund; or iii) an investment research or investment advice. It does not have regard to specific investment objectives, financial situation and the particular needs of any specific person who may receive this document. Investors should seek personal and independent advice regarding the appropriateness of investing in any of the funds, securities, other investment or investment strategies that may have been discussed or referred herein and should understand that the views regarding future prospects may or may not be realized. In no event shall HSBC Mutual Fund/HSBC Asset management (India) Private Limited and / or its affiliates or any of their directors, trustees, officers and employees be liable for any direct, indirect, special, incidental or consequential damages arising out of the use of information / opinion herein.

This document is intended only for those who access it from within India and approved for distribution in Indian jurisdiction only. Distribution of this document to anyone (including investors, prospective investors or distributors) who are located outside India or foreign nationals residing in India, is strictly prohibited. Neither this document nor the units of HSBC Mutual Fund have been registered under Securities law/Regulations in any foreign jurisdiction. The distribution of this document in certain jurisdictions may be unlawful or restricted or totally prohibited and accordingly, persons who come into possession of this document are required to inform themselves about, and to observe, any such restrictions. If any person chooses to access this document from a jurisdiction other than India, then such person do so at his/her own risk and HSBC and its group companies will not be liable for any breach of local law or regulation that such person commits as a result of doing so.

© Copyright. HSBC Mutual Fund 2024, ALL RIGHTS RESERVED.  
HSBC Mutual Fund, 9-11th Floor, NESCO - IT Park Bldg. 3, Nesco Complex, Western Express Highway, Goregaon East, Mumbai 400063. Maharashtra.  
GST - 27AABCH0007N1ZS, Email: [investor.line@mutualfunds.hsbc.co.in](mailto:investor.line@mutualfunds.hsbc.co.in) | Website: [www.assetmanagement.hsbc.co/in](http://www.assetmanagement.hsbc.co/in)

Mutual Fund investments are subject to market risks, read all scheme related documents carefully.