

Promising  
when apart.

Invest in  
HSBC Large and  
Mid Cap Fund

(An open ended equity scheme investing in both large cap and mid cap stocks)

June 2025

Powerful  
when together.

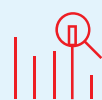
## Why HSBC Large and Mid Cap Fund?

Aim to achieve optimal allocation to large and mid caps



Profit pool consolidation with dominant players to continue and disruption to accelerate this shift

A top down and bottom-up approach will be used to invest in equity and equity related instruments



Stock selection focuses on earnings growth trajectory and within that, the emphasis lies on earnings surprises

True to label fund – The fund will stay true to its objective in keeping with the mandate reposed by the investor whilst investing in the fund



Looking to be in large caps where scale will be an advantage (like banks), while midcaps will be sector leaders or niche players in their respective business.

Aims to create a corpus through generating inflation-adjusted returns to help cater to long-term goals



For example, specialty chemicals, tiles etc. In some cases, like real estate (which is a regional market share consolidation play), we have a mix of large and mid-cap players

Prefer dominant and scalable businesses available at reasonable valuations



## Key Facts

<b>Fund Manager</b>	Cheenu Gupta & Sonal Gupta
<b>Benchmark<sup>1</sup></b>	NIFTY Large Midcap 250 TRI
<b>Inception Date</b>	28 Mar 2019
<b>AUM<sup>&amp;</sup></b>	Rs.4,173.38 cr.

The sector(s)/stock(s)/issuer(s) mentioned in this document do not constitute any research report nor it should be considered as an investment research, investment recommendation or advice to any reader of this content to buy or sell any stocks / investments. The Fund/portfolio may or may not have any existing / future position in these sector(s)/stock(s)/issuer(s). Past performance may or may not be sustained in future and is not a guarantee of any future returns.

Lump Sum Investment Performance

Fund / Benchmark (Value of Rs 10,000 invested)	1 Year		3 Year		5 Year		Since Inception		Since Date
	Amount (Rs)	Returns (%)	Amount (Rs)	Returns (%)	Amount (Rs)	Returns (%)	Amount (Rs)	Returns (%)	
HSBC Large and Mid Cap Fund- Regular Plan~	10620	6.21	18038	21.73	29900	24.46	25427	16.31	28-Mar-2019
Scheme Benchmark (NIFTY Large Midcap 250 TRI)	10960	9.63	17865	21.34	34697	28.22	28447	18.44	
Additional Benchmark (Nifty 50 TRI)	11108	11.11	15432	15.56	27380	22.29	23005	14.44	

Fund / Benchmark (Value of Rs 10,000 invested)	Amount (Rs)	Returns (%)	Amount (Rs)	Returns (%)	Amount (Rs)	Returns (%)	Amount (Rs)	Returns (%)	Since Date
HSBC Large and Mid Cap Fund- Direct Plan~	10731	7.33	18683	23.16	30910	25.29	26722	17.25	28-Mar-2019
Scheme Benchmark (NIFTY Large Midcap 250 TRI)	10960	9.63	17865	21.34	34697	28.22	28447	18.44	
Additional Benchmark (Nifty 50 TRI)	11108	11.11	15432	15.56	27380	22.29	23005	14.44	

Past performance may or may not be sustained in future and is not a guarantee of any future returns. The performance details provided herein are of Regular as well as Direct Plan - Growth Option. Returns on ₹10,000 are point-to-point returns for the specific time period, invested at the start of the period. The returns for the respective periods are provided as on last available NAV of May 2025 for the respective schemes. Returns for 1 year and above are Compounded Annualized. Returns for less than 1 year is Simple Annualized. Load is not taken into consideration for computation of performance. Different plans shall have a different expense structure. The expenses of the Direct Plan under the Scheme will be lower to the extent of the distribution expenses / commission charged to the Regular Plan.

As per clause 5.9.1 of the SEBI Master Circular dated June 27, 2024, the scheme returns vis-à-vis the benchmark return (Total Return Index) shall be disclosed are provided from the date of allotment of units.

Post merger performance of the surviving scheme, arising out of merger of schemes with similar features, is computed as per the provisions of clause 13.4 of the SEBI Master Circular dated June 27, 2024, on Disclosure of Performance of Schemes post-merger using the weighted average performance of both transferor and transferee schemes. In other cases, performance is computed using the Applicable NAV of the surviving/continuing schemes. ~ Face value Rs 10.

Returns for Equity & FOF schemes has been calculated as on last business day NAV provided as on 30 May 2025.

SIP Performance - HSBC Large and Mid Cap Fund - Regular - Growth Option

Scheme Name & Benchmarks	1 Year	3 Years	5 Years	Since Inception	Inception Date
Total amount invested (₹)	120000	360000	600000	740000	28-Mar-2019
Market Value as on May 30, 2025 (₹)	1,20,203	4,81,640	9,73,486	13,44,667	
Scheme Returns (%)	0.32	19.91	19.47	19.23	
NIFTY Large Midcap 250 TRI - Scheme Benchmark (₹)	1,23,930	4,81,196	10,02,359	14,24,447	
NIFTY Large Midcap 250 TRI - Scheme Benchmark Returns (%)	6.21	19.84	20.68	21.11	
Nifty 50 TRI - Additional Benchmark (₹)	1,24,412	4,47,334	8,83,839	12,17,464	
Nifty 50 TRI - Additional Benchmark Returns (%)	6.98	14.67	15.51	16.01	

SIP Performance - HSBC Large and Mid Cap Fund - Direct - Growth Option

Scheme Name & Benchmarks	1 Year	3 Years	5 Years	Since Inception	Inception Date
Total amount invested (₹)	120000	360000	600000	740000	28-Mar-2019
Market Value as on May 30, 2025 (₹)	1,20,866	4,90,580	10,02,811	13,91,657	
Scheme Returns (%)	1.36	21.23	20.69	20.35	
NIFTY Large Midcap 250 TRI - Scheme Benchmark (₹)	1,23,930	4,81,196	10,02,359	14,24,447	
NIFTY Large Midcap 250 TRI - Scheme Benchmark Returns (%)	6.21	19.84	20.68	21.11	
Nifty 50 TRI - Additional Benchmark (₹)	1,24,412	4,47,334	8,83,839	12,17,464	
Nifty 50 TRI - Additional Benchmark Returns (%)	6.98	14.67	15.51	16.01	

**Past performance may or may not be sustained in future and is not a guarantee of any future returns.** For SIP returns, monthly investment of Rs. 10,000/- invested on the 1<sup>st</sup> day of every month has been considered. SIP Return are calculated on XIRR basis. IDCW are assumed to be reinvested and bonus is adjusted. Load is not taken into consideration.

Sonal Gupta is dedicated fund manager for investments in foreign securities by all the schemes of HSBC Mutual Fund.

Source: HSBC Mutual Fund, data as on 30 May 2025

Click here: <https://www.assetmanagement.hsbc.co.in/assets/documents/mutual-funds/en/73f41aff-2928-4485-aaf2-191754f11019/performance-note-equity-hybrid-debt-global-funds-june-2025.pdf> to check other funds performance managed by the Fund Manager

Reach us 1800 200 2434

www.assetmanagement.hsbc.co.in

Follow us on     

Data as on 31 May 2025.

<sup>1</sup>As per clause 1.9 of the SEBI Master Circular dated June 27, 2024, on 'Guiding Principles for bringing uniformity in Benchmarks of Mutual Fund Schemes' has introduced two-tiered structure for benchmarking of certain categories of schemes. Accordingly, the benchmark has been classified as Tier 1 benchmark effective from 01 December 2021.

<sup>2</sup>For disclosure of quarterly AUM/AAUM and AUM by geography, please visit our website:

<https://www.assetmanagement.hsbc.co.in/en/mutual-funds/investor-resources/information-library#&accordion1446811090=4>

Note: The sector(s)/stock(s)/issuer(s) mentioned in this document do not constitute any research report nor it should be considered as an investment research, investment recommendation or advice to any reader of this content to buy or sell any stocks / investments. The Fund/portfolio may or may not have any existing / future position in these sector(s)/stock(s)/issuer(s).

Source – HSBC Mutual Fund, Data as of 31 May 2025. Past performance may or may not be sustained in the future and is not indicative of future results.

#### HSBC Large and Mid Cap Fund

(An open ended equity scheme investing in both large cap and mid cap stocks)

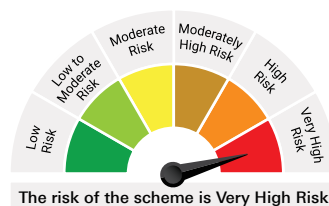
**This product is suitable for investors who are seeking\*:**

- Long term wealth creation and income
- Investment predominantly in equity and equity related securities of Large and Mid-cap companies.

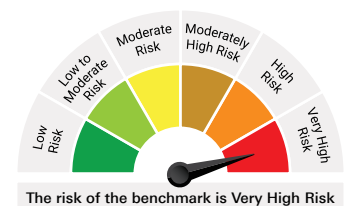
**\*Investors should consult their financial advisers if in doubt about whether the product is suitable for them.**

As per AMFI Tier I Benchmark: NIFTY Large Midcap 250 TRI

Scheme Risk-o-meter



Benchmark Risk-o-meter (as applicable)



Note on Risk-o-meters: Riskometer is as on 31 May 2025, Any change in risk-o-meter shall be communicated by way of Notice cum Addendum and by way of an e-mail or SMS to unitholders of that particular scheme

**Past performance may or may not be sustained in the future and is not indicative of future results.** Source: HSBC Mutual Fund, data as on 31 May 2025

Investors are requested to note that as per SEBI (Mutual Funds) Regulations, 1996 and guidelines issued thereunder, HSBC Mutual Fund, its employees and/or empaneled distributors/agents are forbidden from guaranteeing/promising/assuring/predicting any returns or future performances of the schemes of HSBC Mutual Fund. Hence please do not rely upon any such statements/commitments. If you come across any such practices, please register a complaint via email at [investor.line@mutualfunds.hsbc.co.in](mailto:investor.line@mutualfunds.hsbc.co.in).

Disclaimer: This document has been prepared by HSBC Mutual Fund for information purposes only and should not be construed as i) an offer or recommendation to buy or sell securities, commodities, currencies or other investments referred to herein; or ii) an offer to sell or a solicitation or an offer for purchase of any of the funds of HSBC Mutual Fund; or iii) an investment research or investment advice. It does not have regard to specific investment objectives, financial situation and the particular needs of any specific person who may receive this document. Investors should seek personal and independent advice regarding the appropriateness of investing in any of the funds, securities, other investment or investment strategies that may have been discussed or referred herein and should understand that the views regarding future prospects may or may not be realized. In no event shall HSBC Mutual Fund/HSBC Asset management (India) Private Limited and / or its affiliates or any of their directors, trustees, officers and employees be liable for any direct, indirect, special, incidental or consequential damages arising out of the use of information / opinion herein.

This document is intended only for those who access it from within India and approved for distribution in Indian jurisdiction only. Distribution of this document to anyone (including investors, prospective investors or distributors) who are located outside India or foreign nationals residing in India, is strictly prohibited. Neither this document nor the units of HSBC Mutual Fund have been registered under Securities law/Regulations in any foreign jurisdiction. The distribution of this document in certain jurisdictions may be unlawful or restricted or totally prohibited and accordingly, persons who come into possession of this document are required to inform themselves about, and to observe, any such restrictions. If any person chooses to access this document from a jurisdiction other than India, then such person do so at his/her own risk and HSBC and its group companies will not be liable for any breach of local law or regulation that such person commits as a result of doing so.

© Copyright. HSBC Mutual Fund 2025, ALL RIGHTS RESERVED.

HSBC Mutual Fund, 9-11th Floor, NESCO - IT Park Bldg. 3, Nesco Complex, Western Express Highway, Goregaon East, Mumbai 400063. Maharashtra. GST - 27AABCH0007N1ZS, Email: [investor.line@mutualfunds.hsbc.co.in](mailto:investor.line@mutualfunds.hsbc.co.in) | Website: [www.assetmanagement.hsbc.co.in](http://www.assetmanagement.hsbc.co.in)